
[Redacted text block]

[Redacted text block]

(In millions, except per share amounts)	Quarter Ended March 31,	
	2008	2007
	\$ 5,196	
	235	
	\$ 2.00	
	\$ 1.98	

5. Assets Held for Sale

Employer Contributions

8. Depreciation and Depletion

9. Net Interest and Other Financial Costs

Tax years subject to Examination


Status of IRS Examinations



Deferred taxes


11. Common Shares and Income Per Common Share

Common Stock Repurchase Program

Income Per Common Share







17. Comprehensive Income

	Quarter Ended
	March 31,
(In thousands of dollars)	







CO₂ Emissions





-

Income from operations

	2008
	\$ 120
	161
	51
	332
	(5)
	327
	1
	(45)
	(17)
	\$ 266

	2008
	\$ 120
	5,558
	91.7%
	4,701
	\$ 646

	2008
	\$ 161
	1,908
	103.4%
	1,638
	\$ 791


Accounts payable

Accrued taxes

CASH FLOW

Net cash provided from operating activities

Capital expenditures











Item 3. QUANTITATIVE AND QUALITATIVE DISCLOSURES ABOUT MARKET RISK


COMMODITY PRICE RISK AND RELATED RISK


INTEREST RATE RISK

Non-Derivative Financial Instruments ^(a)









Item 2. UNREGISTERED SALES OF EQUITY SECURITIES AND USE OF PROCEEDS.

ISSUER PURCHASES OF EQUITY SECURITIES

Period	Total Number of Shares Purchased	Average Price Paid per Share	Total Number of Shares Purchased as Part of Publicly Announced Plans or Programs	Maximum Number of Shares that May Yet Be Purchased Under the Plans or Programs

SIGNATURE

WEB SITE POSTING

2025 75% QMC 8880788124 A88 8
